

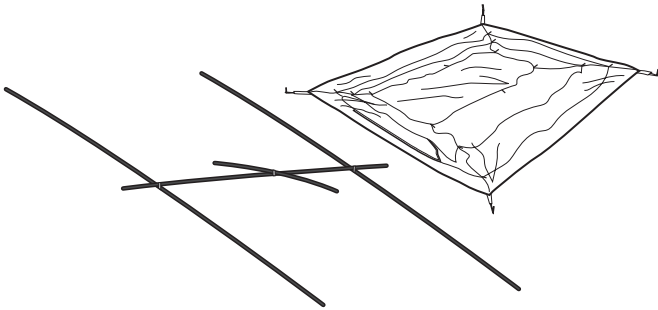


MUTHA HUBBA NX

Assembly Instructions

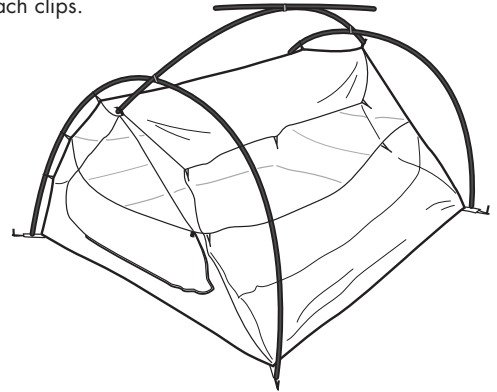
1 PREPARE FOR SETUP

1. Spread tent out; stake out corners tightly.



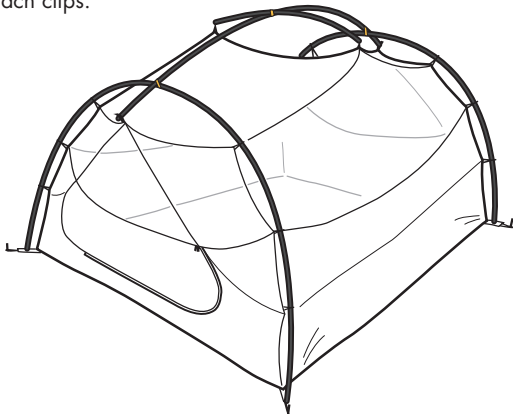
2 ATTACH HUBBED POLES

1. Insert tips of long main poles into grommets at the stake loops.
2. Insert ridge pole into grommets above doors.
3. Attach clips.



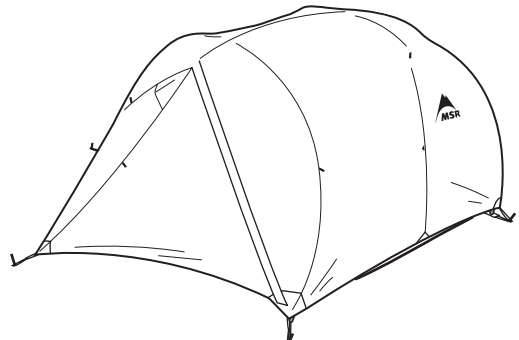
3 SETUP VESTIBULE

1. Insert short pole into midpoint grommets.
2. Attach clips.



4 STAKE VESTIBULE

1. Lay rainfly over tent. Attach rainfly grommets to ridge pole, Velcro tabs to main poles.
2. Attach rainfly grommets at tent corners.
3. Stretch out vestibules till taut; stake down.



MOUNTAIN SAFETY RESEARCH®

© 2019 Cascade Designs, Inc.
4000 First Avenue South
Seattle, WA 98134 USA
1-800-531-9531 | 1-206-505-9500