

# X180

LED LANTERN MOZZIE ZAPPER

Part No.COMP20189



# INTRODUCTION

The X180 is a compact and lightweight lantern and mozzie zapper suitable for camping, hiking, cycling and climbing. Featuring a UV light and integrated attractant tablets the X180 provides protection from small insects and bugs that would be attracted to the LED light function of the lantern. A weather resistant rating of IPX6 guarantees that the X180 can be used under all harsh and demanding conditions.

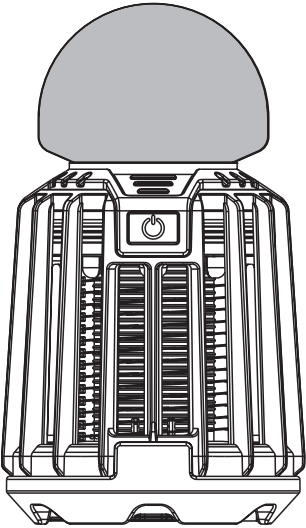

## FEATURES INCLUDE

1. Three super bright 1W - LED's generate up to 180 Lumen
2. UV LED mozzie zapper
3. USB charging port
4. Built-in Lithium rechargeable battery
5. Mozzie attractant tablets
6. Built-in hanging hook

## CONTENTS

1. 1 x LED Lantern Mozzie Zapper
2. 1 x USB cable
3. 2 x Mozzie attractant tablets

# TECHNICAL SPECIFICATIONS

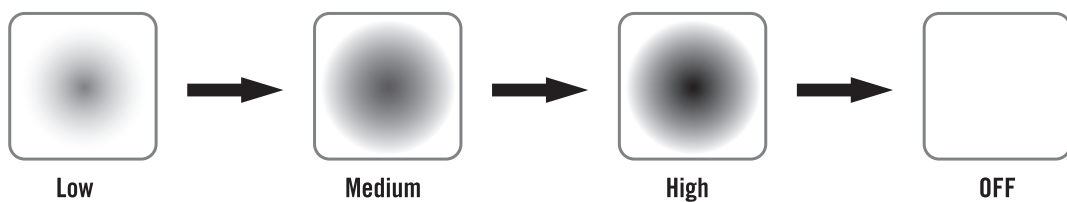
	<b>Model:</b> X180
	<b>Lumen:</b> 180 (High) 90 (Medium) 40 (Low)
	 <b>Run time:</b> High: 4hr Medium: 10hr Low: 24hr
	<b>Weight:</b> 255g
<b>LED:</b> 1W - 2835 SMD	
<b>UV LED:</b> 3 x 0.06W	
<b>UV run time:</b> 30hr	
<b>Attractant working time:</b> 25 to 30 days	
<b>IPX rating:</b> IPX6	
<b>Battery:</b> 3.7V - 2000mAh	
<b>Input Voltage / Current:</b> 5V / 1A	
<b>Charge time:</b> 4hr (Approx.)	
<b>Dimensions:</b> 90L x 90W x 150Hmm	

# OPERATION

The Lantern and Mozzie Zapper functions can be operated independently or simultaneously

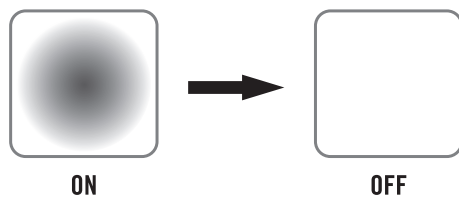
## Lantern:

1. Press the Power Button for



## Mozzie Zapper:

1. Press the Mozzie Button

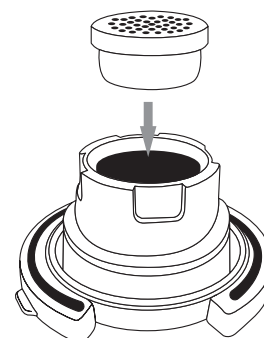
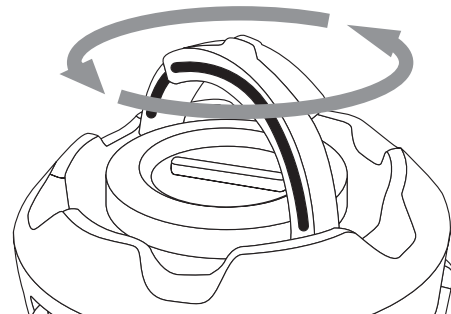



# MOZZIE ATTRACTANT

The attractant tablets are designed to release a chemical mixture that replicates the human body and is a natural attractant for mosquitos that draws them to the lantern. The level of attractant that is released can be controlled by adjusting the control on the base of the lantern. Each tablet contains sufficient attractant to last for 25 to 30 days after being removed from its protective packaging.

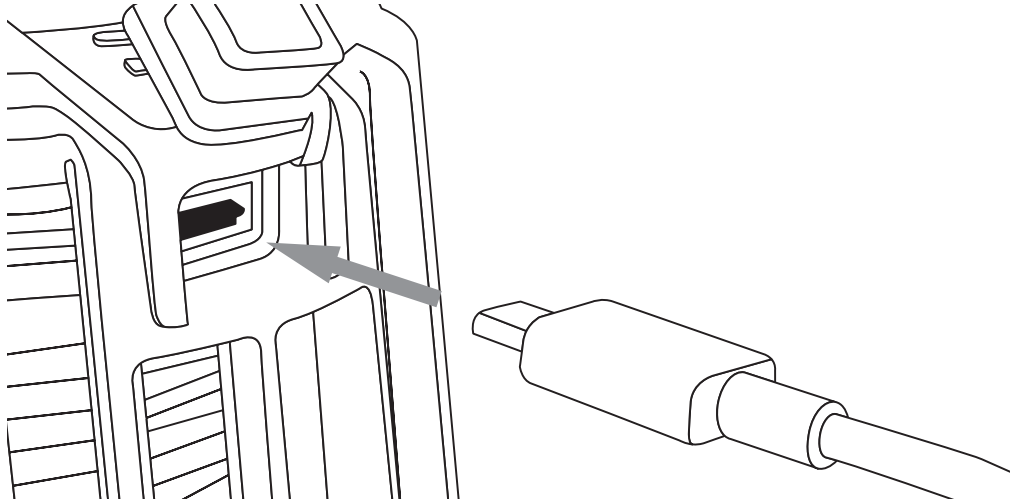
## Installing Attractant Tablet:

1. Remove the cap from the attractant tablet
2. Using the cap, pierce the foil cover on the attractant tablet
3. Place the cap back on the attractant tablet
4. Assemble by lifting the hangers on the base of the lantern
5. Turn in an anti-clockwise direction to release the holder
6. Carefully install or replace the attractant tablet and reinstall into the lantern



# CHARGING

1. Connect the supplied USB cable to the Charging Port

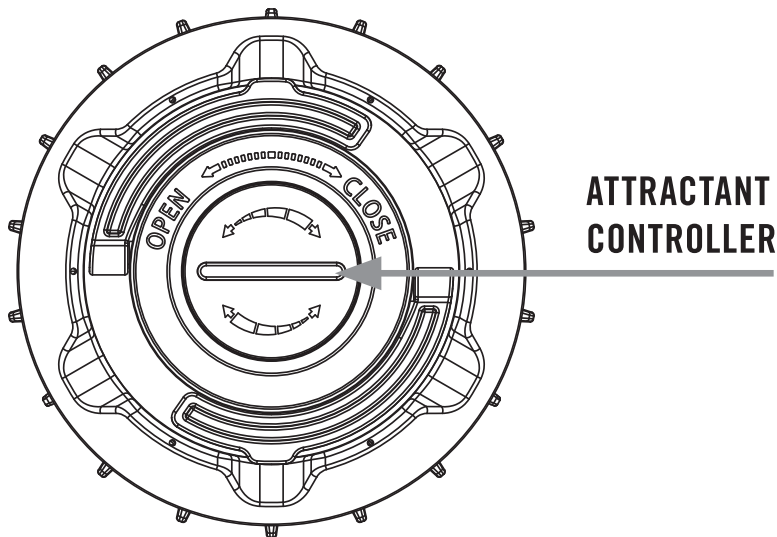


2. Connect to a suitable 5V/1 or 2A outlet
3. Charge Indicator will illuminate RED and will TURN OFF when fully charged

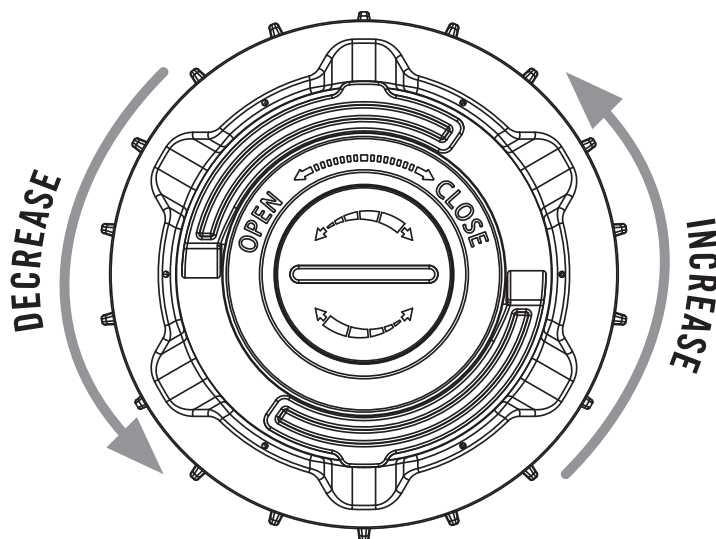
**Note:** appliance can be used when being charged or directly from a suitable power source (The charge time will be increased if in operation whilst being charged).

# ADJUSTING LEVEL OF ATTRACTANT

The amount of attractant that the unit will emit can be adjusted by the control located on the base of the unit.



Turn clockwise to increase or anti-clockwise to decrease the amount of attractant released





Distributed by:  
**Adventure Trading Australia Pty Ltd**  
[www.companionleisure.com.au](http://www.companionleisure.com.au)