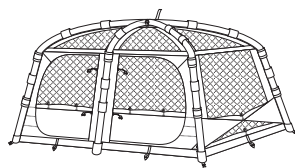
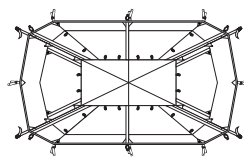


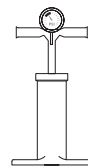
**Whats in  
The Bag:**



Inner Tent



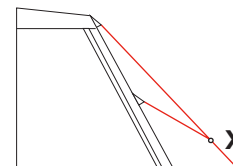
Fly



Pump



Awning Poles



X 10

Guy Ropes



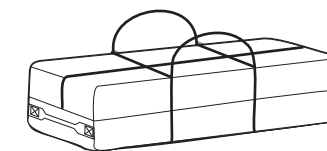
X 4

Corner Pegs

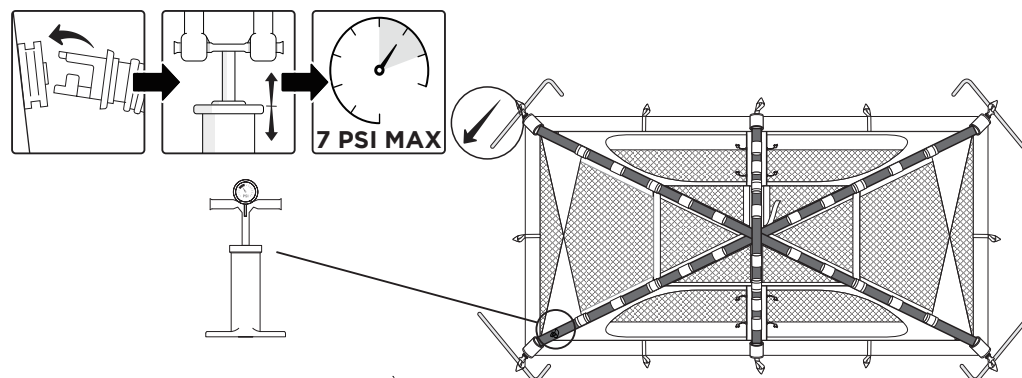


X 27

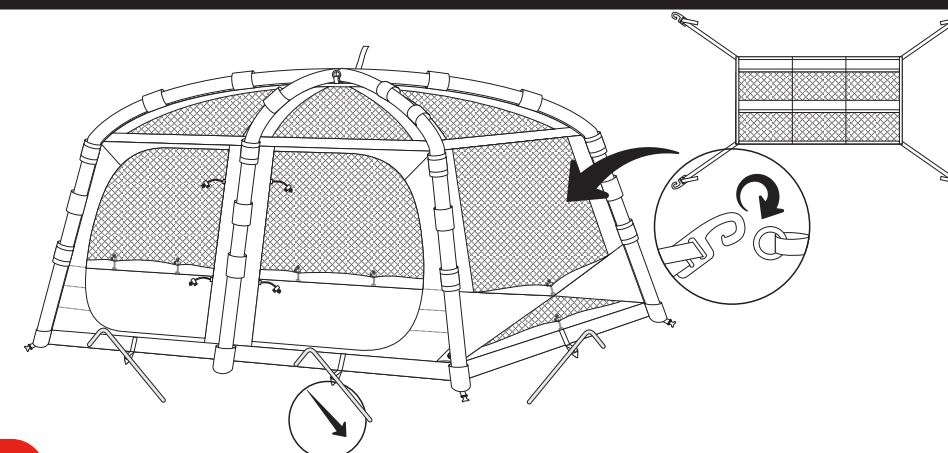
Pegs



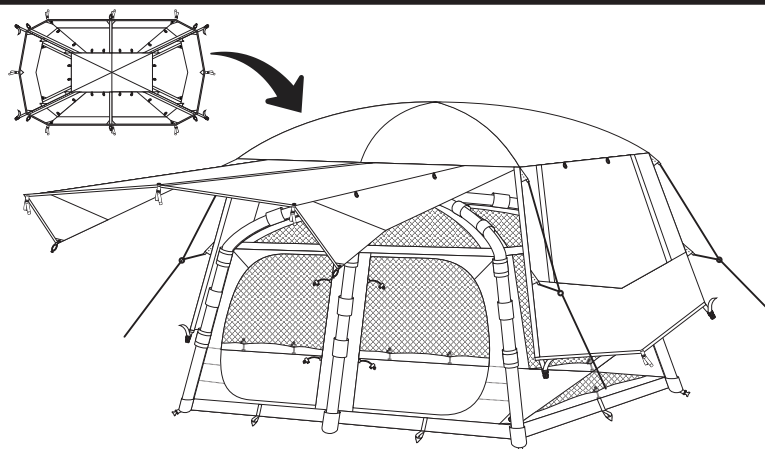
Carry Bag



**1 Peg Out The Corners, Pump It Up**



**2 Peg Out The Mid Points**



**3 Put On The Fly**



**4 Secure Your Tent**

For Easy Pack Up, follow the above, but in reverse order

## Before You Go

**Check the contents of your tent:**  
Make sure you have all the poles, pegs, inner, fly sheet and guy ropes

**Consider a Test Run:**  
We recommend that you set the tent up in the yard or local park prior to your first weekend away with any new tent.  
This'll give you a change to familiarize yourself with the ins & Outs of setting it up and putting it away.

**Practice Makes Perfect:**  
Test runs are especially useful as they'll help you know your tent better.  
This makes set ups in less than ideal weather, or well after dark, a lot faster and more bearable

## Here's Some Tips

**Choose Wisely:**  
Select a site for your tent that is flat, elevated and not in base of a valley.  
Consider what may happen in cases of heavy rain or high wind.  
Select a site with adequate drainage and shelter from inclement weather

**Clear All Debris:**  
Rake away rocks, sticks or fallen branches that may cause damage to the floor of your tent or be uncomfortable to sleep on top of.

**Use the Right Tools for the Job:**  
Consider if you'll need sand pegs for loose ground, or a mallet in harder, more compact soil

## Stay Safe

**Avoid Camping Under Trees:**  
In high winds tree branches can become dislodged.

Falling Branches can cause serious bodily harm if they land on your tent.

**No Burning Appliances or Open Flames:**  
Tents can, and will, catch on fire.  
Never use stoves, heaters or anything with an open flame inside your tent.  
Burning appliances will consume all the oxygen inside the tent.  
This may result in carbon monoxide poisoning, causing death.

**Guy Ropes Increase Lifespan:**  
Guy ropes greatly increase the strength of your tent.  
These are provided for you.

Don't void our warranty terms,  
Please use them.

This product is covered by our  
12 month Easy As Warranty  
Please see our website for the  
full statement on Warranties

For best results, Please follow all the instructions  
as outlined on this sheet

**QUEST**  
**ESCAPE ► EXPLORE ► ENJOY**

Turn over for Set Up Info

Check us out online for more details:  
[www.questoutdoors.com.au](http://www.questoutdoors.com.au)  
Or  
[www.questcamping.co.nz](http://www.questcamping.co.nz)

Imported by Quest Outdoors in Australia  
Imported by Gladiator Sports in New Zealand